

INSTRUCTION MANUAL

**POCKET & BASIC**  
KNIFE SHARPENER



Precision carbide sharpeners last for years

Sharpen standard and serrated blades

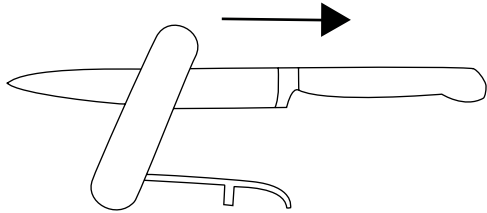
Sharpen in seconds



[brodandtaylor.com](http://brodandtaylor.com)

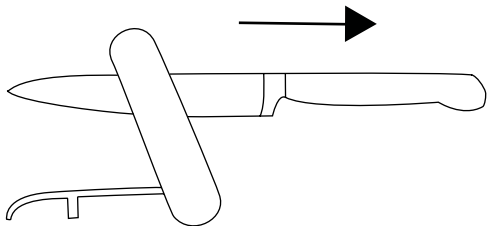
800-768-7064

## POCKET & BASIC SHARPENERS



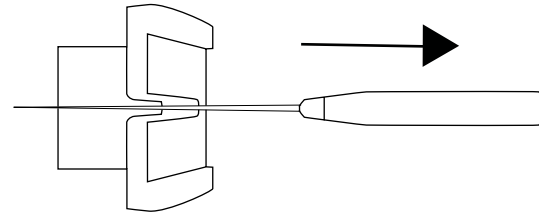
### Coarse Sharpen

Coarse sharpening renews extremely dull or nicked edges. It should be performed infrequently and only when necessary. With top of the sharpener angled towards you (it may seem as though it's turned backwards), pull the knife through 3-6 times. Always follow coarse sharpening with honing (fine sharpening).



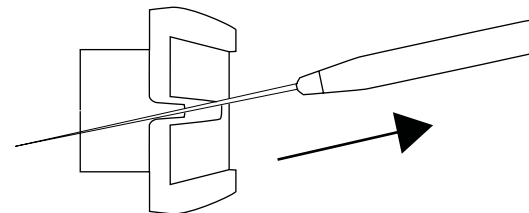
### Hone (Fine Sharpen)

Knives should be honed (fine sharpened) frequently - ideally before each use. With the top of the sharpener angled away from you, pull the knife through 4-6 times, until it pulls through smoothly.



### Standard Blade

When viewed from above, pull standard knives straight through the sharpener, without twisting or tilting.



### Serrated Blade

When viewed from above, angle the base of serrated knives to the right and pull through the sharpener at an angle.